



Year 2
English
Thursday 18th June 2020



Plan for Week

Minibeast Fact File

Task 1 – Read ‘Superworm’ and describe on him on a ‘Missing’ poster

Task 2 – Design and label your own super minibeast

Task 3 – Describe your own super minibeast

Task 4 – [Design your own trap to capture Wizard Lizard](#)

Task 5 – Write instructions for you trap



SPaG

Homophones

What is a homophone?





Homophones



Here are some homophones.

Can you think of the other words in the that make pairs of homophones and spell them out correctly?

witch

no

new

wood



Lesson aim

I can plan a trap for Wizard Lizard.

Today, we are going to come up with a cunning plan and design a trap for your Superhero to use to capture Wizard Lizard and rescue Superworm.

Read the story again and think about other ways that you could trap the baddie.

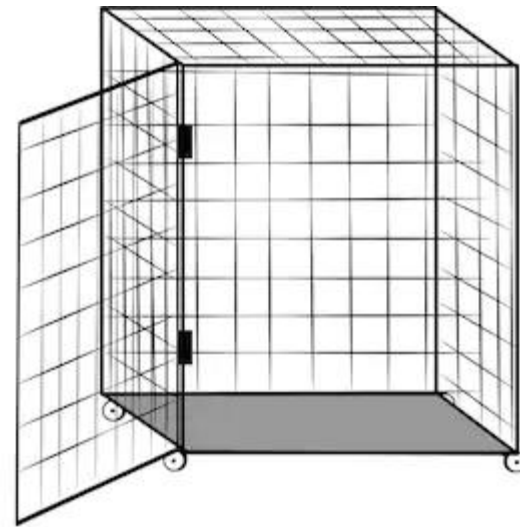
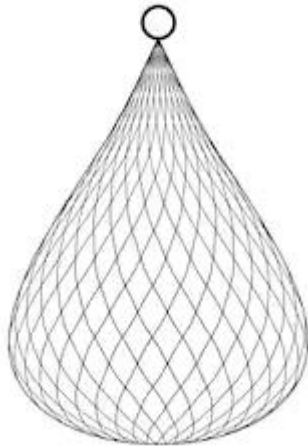
<http://btckstorage.blob.core.windows.net/site1862/The%20Garden%20-%20Superworm%20Story.pdf>



Trap ideas

How could you trap Wizard Lizard?

What would you put in the net or cage to tempt him in?



How will your superhero use their super powers to help them trap him?



Super Spider's Cunning Plan

1. Super Spider spins a web.



He stretches between two tall trees.


5. The greedy Wizard Lizard comes to eat the cake and gets caught!



3. He leaves a tasty treat under the web.



4. Hides and waits





Your go!

Draw and label your own cunning plan to help capture Wizard Lizard and rescue Superworm.

We are going to use these plans to write some instructions tomorrow so make sure you plan it out in clear steps.

Keep it simple, come up with some really imaginative ideas but don't make it too complicated as it will be too difficult to write out as instructions.