



## Lesson aim

- I can compare the differences between things that are living, dead and have never been alive.
- I can answer questions about things that are living, dead or have never been alive.



# **Year 2 Science 09/06/2020**




# I'm Alive!

We are all alive!  
What do we do that lets us know  
we are alive?






# Life Processes



A hare runs to  
escape from danger.



A sunflower moves  
to  
turn its face towards  
the sun.



# Life Processes



Mammals breathe through their mouths and noses.



Plants take in and give out gases through their leaves.







# Life Processes



Animals use their senses to see, hear, taste, touch and smell the world around them.



Plants can also detect changes in the environment. This mimosa plant curls up when you touch it!



# Life Processes



This ocean mola started life as an egg not much bigger than a full stop. It will grow to weigh about 1000 kg- this is the same size as a large bull!



Bamboo can grow up to 3cm every hour.






# Life Processes



This wolf spider has her babies on her back.



Each seed contains a tiny miniature plant ready to grow.

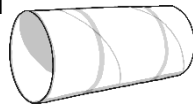




# Life Processes



How do you get rid of waste products from your body?



Left over gases and water leave plants through their leaves.





# Life Processes



Some animals eat plants, and some eat other animals. Bears eat both, like people!



Green plants make their own food using the energy from the sun.




# Living or Not?

Which of these are living?

Which are non-living?


How can you tell?






# Living or Not?

- Living things have life processes.
- They need food, water and air to stay alive.
- They can sense changes in the environment.
- They can move, grow and reproduce.



- Non-living things can be things that were once living or part of a living thing, or they can be things that have never been alive.
- They do not need food, water or air.
- They cannot reproduce.





# Your task

Have a look at the two sheets attached.

Go on a treasure hunt and find the objects from the list.

Sort these things into living, dead or never alive.

Try and find these items.

A stone



A fence



A slug



An ant



A tree



A bird



A piece of plastic



A leaf on the ground



A dandelion



- I can compare, sort and group a range of objects
- I can identify things that are **living**, **dead** or **never alive**.

Draw the things you found in the correct columns in the table below.

living	dead	never alive





We would love to see a picture of your living, dead and never alive work.

You could either email it to us or upload it on Purple Mash.

