

Year 2

Week starting: 18/05/2020

Hello everyone! Hope everyone is fit and healthy? We hope you all have great week learning from home and enjoying family time. We have really enjoyed seeing all your hard work either on purple mash or by email. Keep it up everyone. ☺

Lots of love, Miss Andrews and Mr Monk xxx

Doodle Maths - please log onto Doodle Maths and spend at least 15 mins per day practising before you complete your Maths activity for the day (see below).

Purple Mash Tasks - Please log on and complete the 2Dos. There will be some tasks linked to maths to complete, some comprehension and some coding.

The most important things to focus on each week are: ☺

- 1) Read - either on Purple Mash or your own reading book.**
- 2) Write - Have a look at the breakdown of tasks below.**
- 3) Maths - try to go on Doodle/Purple Mash every day. The Maths below also contains some arithmetic questions - try to have a go at some of these if you can't manage the main activity.**

Here is a more detailed summary of what you we would like you to do this week:

English:


Reading:

READ READ READ! Try and read for 15 minutes a day to an adult if you can.

Try and read a mixture of fiction and non-fiction books!

We will also upload a comprehension task on Purple Mash this week.

Try and record what you have read in your Reading Record.



Make a cartoon strip of the main events in a story you have read. We have attached this document for you. You could also draw it out in your workbook.

Phonics: Log onto Phonics Play. You can set up free access to it at home during this time.

<https://new.phonicsplay.co.uk/> Username: march20 Password: home

This week we will be revising alternative **spellings** for the ai grapheme.

Task one:

Write down all the ways you can spell the ai grapheme.

a_e

ay

ai

eigh

a

ey

Can you think of any words that make the ai sound spelt in the different ways?

For example: **grape** or **pay**

Task two: Log onto Phonics Play. When you have logged on click on **INTERACTIVE RESOURCES-PHASE 5. Scroll down to Phase 5C interactive resources.**

Click on investigating alternative spellings/ai/

Click on phoneme spotter and read through: The great snail race.

How many different graphemes can you find for the /ai/ phoneme?

Write them down in your workbook. Then click on reveal graphemes to see how many you have got correct.

Task three: Log onto Phonics Play. When you have logged on click on **INTERACTIVE RESOURCES-PHASE 5. Scroll down to Phase 5C interactive resources.**

Click on investigating alternative spellings/ai/

Click on word sort.

Sort the words by the way they are spelt. Once you have completed this click on the bottom right hand button that says 'The best bet.'

Task four:

Choose some words that you have been looking at this week in phonics and make a word search. We have attached a template or you can make your own in your workbook or on a piece of paper.

Spelling:

Syllable search:

Look at your common exception word list (below.) How many words have one syllable? How many have two syllables? Write the words in the jars according to how many syllables they have. You might want to draw your own jars into your workbook or on a piece of paper. You could even write the words on paper and sort them into two different jars.

door	child	cold	pretty	grass	improve	whole	half
floor	children	gold	beautiful	pass	sure	any	money
poor	wild	hold	after	plant	sugar	many	Mr
because	climb	told	fast	path	eye	clothes	Mrs
find	most	every	last	bath	could	busy	parents
kind	only	great	past	hour	should	people	Christmas
mind	both	break	father	move	would	water	everybody
behind	old	steak	class	prove	who	again	even

One syllable words




Two syllable words



Grammar

This week Mr Clumsy is having some trouble with his punctuation. Can you help him? He is not sure if he needs to use a question mark, exclamation mark or a full stop.

Re-write the sentences out in your workbook and help him with his punctuation.



a) Do you like cake



b) Look out



c) Dad is mowing the lawn



d) Would you like to play with me



e) Well done Riley



f) Sam went down the slide



Handwriting

Capital letters:

<https://www.oxfordowl.co.uk/api/interactives/24452.html>


Please have a go at writing the capital letters in your workbook along with the lowercase letters.

For example:

Oxford Owl: Capital letters Quit activity

Draw lines to match each letter to its capital letter.

b	●	●	B
d	●	●	A
a	●	●	D
h	●	●	G
n	●	●	R
r	●	●	H
g	●	●	N



Aa Bb Cc Dd Ee Ff Gg Hh Ii

Writing

This week we would like you to write a poem based on the seaside.

Task one: Explore seaside poems.

With an adult, read the seaside poems together. Talk about the poems and decide which is your favourite and why? Do you notice anything special about the poems? Do they rhyme? What does rhyme mean? How are the poems set out?



Task two:

Description task.

Think of describing words (adjectives) for the following words:

ocean

sea

sand

fish

sun

ice-cream

For example: sand: golden

Task three:

An acrostic poem sounds tricky but it is quite easy. All you need to do is think of words and phrases that start with the letter down the left side. The words have to be about the seaside for this task.

Write your own acrostic poem straight into a book or on a piece of paper. Use the sheet if you have a printer but you really do not need to.



Here's my example:

Salty sea water crashing on the sand

Electric eels emerge

Atmosphere is magical

Sparkling, golden sand under my feet

Ice-creams melting rapidly

Dancing and twirling flags in the cool breeze

Each sandcastle carefully crafted into different shapes

Task four: Perform your poem.

Can you perform your poem to a family member? Can you learn your poem?

Have a go at learning your poem and performing it to different family members. You could even perform it over the phone or on facetime.

Maths:

This week we will be revising addition and subtraction facts to 20, comparing numbers using $<$ $>$ and adding and subtracting 1.

Follow to link to White Rose :

<https://whiterosemaths.com/homelearning/year-2/>

Click on Summer Term- Week 3 w/c 4th May.

Watch the videos and complete the activities:

Task one: Fact families addition and subtraction bonds to 20.

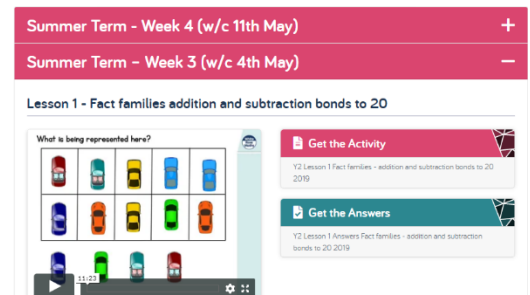
Task two: Compare number sentences.

Task three: Related facts.

Task four: Add and subtract ones.

Task five: Friday challenge.

We have attached the worksheets on the website for you. You could write down the answers in your workbook.



Arithmetic:

Have a go at these number sentences in your workbook. You may need to draw your jottings to help you with some of these.

MONDAY

$72+5=$	$\frac{1}{4}$ of $16=$
$90- \underline{\hspace{1cm}} =10$	$89-10=$
$45\div 5=$	$10\times 8=$
$\frac{3}{4}$ of $40=$	$9\times 2=$

TUESDAY

$70- \underline{\hspace{1cm}} =40$	$55-10=$
$33+8=$	$36+47=$
$20=3+ \underline{\hspace{1cm}}$	$81-25=$
$2\times \underline{\hspace{1cm}} =22$	$36\div 4=$

WEDNESDAY

$5\times 0=$	$45+ \underline{\hspace{1cm}} =72$
$89-14=$	$4\times 4=$
$\frac{2}{4}$ of $20=$	$\underline{\hspace{1cm}} + \underline{\hspace{1cm}} + \underline{\hspace{1cm}} =56$
$45-40=$	$60-10-20=$

THURSDAY

$28-25=$	$0 \times 10=$
$\frac{1}{3} \text{ of } 18=$	$___ + ___ = 50$
$29+35=$	Half of 62=
$___ - ___ = 61$	$___ - ___ - ___ = 10$

FRIDAY

$63 = ___ + ______$	$100-45=$
$___ \times ___ = 12$	$20 + ______ = 100$
$57 + ______ = 92$	$\frac{1}{2} \text{ of } 40=$
Double 33=	$55=40+______$

RE:

This week you will be learning about Sharing and visiting the Gurdwara - the Sikh place of worship. A separate document is attached for you.

Topic:

We will be setting you optional topic based learning until we go back to school. The topics will be the same for each year group so that children within the same family can work as a team and learn together if they would like to. How much you do together is your choice; it could be you complete the whole project together, with children taking on different roles or that they share smaller tasks together and then decide to present their learning separately in different formats.

This week we would like children find out about Mexico. There is a more detailed explanation of how to go about this aspect of learning attached.

Enjoy ☺