

Year 2

Week starting: 20/04/2020

Hi Rowan and Chestnut class. Hope you have all had a lovely Easter? How is working from home going? We are hoping that you are getting in the routine of doing a little bit of work but also having lots of fun while you are at home.

We are going to set a mixture of paper based work and online activities using Purple Mash. Hopefully you have been able to log on by now. The passwords were sent out just before half-term. Well done to those of you that have already been on. This week we will send out some maths tasks and reading tasks.

Doodle Maths - please log onto Doodle Maths and spend at least 15 mins per day practising before you complete your Maths activity for the day (see below).

Purple Mash Tasks - Please log on and complete the 2Dos. There will be some tasks linked to fractions this week to complete, some comprehension and some coding.

English:

Reading:

Please try to read for at least 15 minutes per day.

There are loads of audiobooks on YouTube that you can enjoy.


The Gruffalo

<https://www.youtube.com/watch?v=s8sUPpPc8Ws>

The Selfish Crocodile

https://www.youtube.com/watch?v=0-NhjJfJ_RZI

Try and record what you have read in your Reading Record.



Phonics:

Log onto Phonics Play. You can set up free access to it at home during this time.

<https://new.phonicsplay.co.uk/> Username: march20 Password: home

When you have logged on click on **INTERACTIVE RESOURCES-PHASE 5**.

Have a go at some different games this week.

Spelling:

<u>Look and say</u>	<u>Look, say and write</u>	<u>Cover and write</u>	<u>Check and write again</u>
would			
who			
whole			
any			
should			

Fill in the missing word using the words you have been practising.

I ate a _____ banana.

I _____ ring my mum .

_____ needs to wash their hands?

I haven't got _____ left.

I _____ like to come to your party.

Write your own sentences using some of the words in your workbooks.

Grammar

ADJECTIVE ALPHABET

Adjectives are describing words that are used to add more detail to nouns. Can you think of an adjective for every letter of the alphabet? FOR EXAMPLE:

A	amazing	M	Y
B	big beautiful	N	Z
C	cold	O	
D		P	
E		Q	
F		R	
G		S	
H		T	
I		U	
J		V	
K		W	

Handwriting

Have a go at copying these words into your workbook. Remember neatest handwriting!

looked

people

make

but

Writing



This week we are looking at oceans of the world in some of our topic work.

For writing, write a description of the coral reef setting above and the creatures that live there.

If it makes it easier, break your writing down into small steps or tasks over a few days like we would do at school. **You are brilliant writers so try your best and make it fun!**

Task 1: Do some research and find out what other animals live around coral reefs like The Great Barrier Reef. Draw 2 more animals (for example, shark, octopus, clownfish) that you might find at a coral reef and label them with noun phrases.

big, round eyes

bright, colourful skin



Task 2: Plan out some noun phrases to describe other features of the setting (you could draw or paint your own underwater scene to help you if you want to) e.g.

Noun	Noun phrase
sea	deep, blue sea
coral	beautiful, colourful coral
fish	
sunlight	

Task 3: Write your setting description. Think about using:

- Noun phrases (deep, blue sea)
- Conjunctions (and, because, but, so, that, when)
- Adverbs (quickly, quietly, amazingly)
- Capital letters, full stops, commas

Here is a model of what the writing might look like:

Coral reefs are made from beautiful, colourful coral and they are full of amazing creatures! There are brightly coloured fish everywhere that swim in and out of the coral. You might see huge, green turtles that glide gracefully through the water.

You can then go on to describe the other creatures you drew and what they do around the coral reef.

Task 4: Your turn to be the teacher! Re-read, check and improve your writing.

If you want to, you can mark it: blue pen/pencil to underline correct capital letters and punctuation, green pen/pencil to underline good words or phrases (adjectives, conjunctions, adverbs) like we do at school.

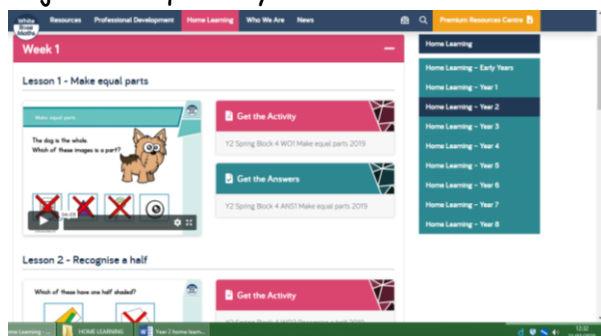
If you spot a mistake or missing word then correct it. Is there anything you add to make it even better?

If an adult at home checks it too, they can select 2 or 3 common words that you might need to practise the spelling of.

Maths:

This week we will be focusing on fractions.

Children need to recognise, find, name and write fractions $\frac{1}{2}$, $\frac{1}{3}$, $\frac{1}{4}$, $\frac{2}{4}$ and $\frac{3}{4}$ of a length, shape, set of objects or quantity.



<https://whiterosemaths.com/homelearning/year-2/>

Follow the link and click on WEEK 1.

Watch the videos:

Lesson 1- Make equal parts.

Lesson 2- Recognise a half.

Lesson 3- Find a half.

Lesson 4- Recognise a quarter.

Lesson 5- Find a quarter.

There is also an activity to go with each video. I would only do one lesson a day! We have attached the activity sheets on the website if you need them.

You do not have to print out the activity sheets but you could talk about it with an adult and record some of your answers in your workbook.

Other ideas:

Halves, quarters and thirds:

<http://resources.hwb.wales.gov.uk/VTC/ngfl/ngfl-flash/fractions/fractions.html>

Pizza fractions:

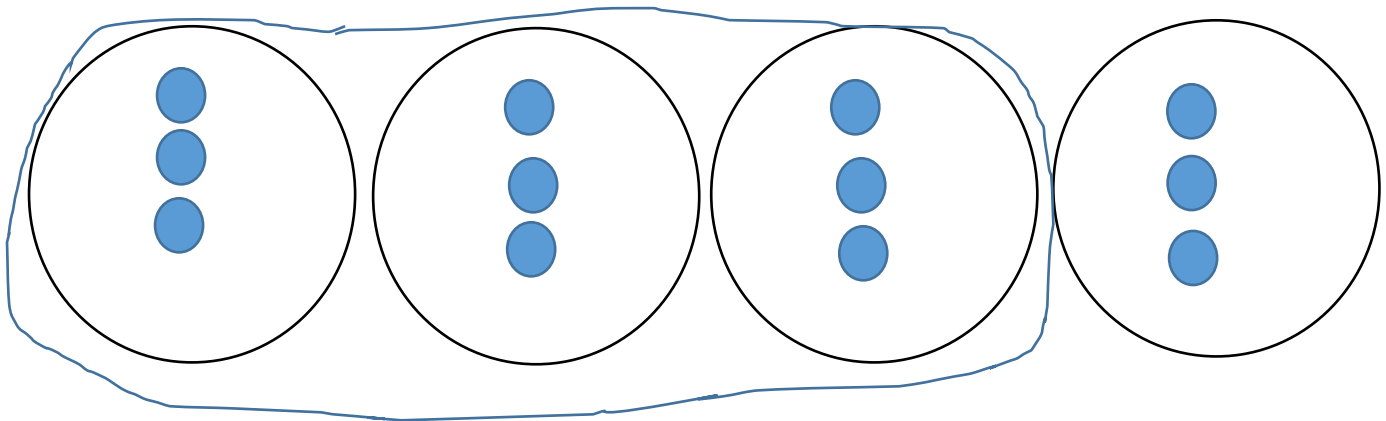
Have a go at this fun pizza fraction task. The challenges are at the bottom.

Fractions of amounts:

Have a go at working these out in your workbooks. You may need to draw your buckets and dots to help you. For example:

$$\frac{3}{4} \text{ of } 12 = 9$$

REMEMBER TO LOOK AT THE TOP NUMBER!



$$\frac{1}{3} \text{ of } 15 =$$

$$\frac{2}{4} \text{ of } 20 =$$

$$\frac{1}{4} \text{ of } 24 =$$

$$\frac{1}{2} \text{ of } 18 =$$

$$\frac{3}{4} \text{ of } 16 =$$

Arithmetic:

Have a go at these number sentences in your workbook. You may need to draw your jottings to help you with some of these.

MONDAY

$11 \times 10 =$	$35 \div 5 =$
$16 = 7 + \underline{\quad}$	$38 + 35 =$
$51 - 26 =$	$\underline{\quad} + \underline{\quad} + \underline{\quad} = 24$
$6 + 8 + 4 =$	$20 - 5 - 5 =$

TUESDAY

$37+5=$	$10+20=$
$18-8=$	$88-4=$
$3\times 10=$	$\frac{1}{2}$ of 6=
$30+3+3=$	$6\times 10=$

WEDNESDAY

$100-10=$	$4+81=$
$7\times 2=$	$\underline{\hspace{1cm}}+8=20$
$54+22=$	$8\div 2=$
$63-4=$	$54-20=$

THURSDAY

$99+10=$	$67+33=$
$59-15=$	$17+48=$
$\frac{1}{4}$ of 24=	$98-\underline{\hspace{1cm}}=28$
$110\div 10=$	$74-47=$

FRIDAY

$20+30+50=$	$90-80=$
$84+12=$	$20+\underline{\hspace{1cm}}=80$
$97+5=$	$47+50=$
$70\div 10=$	$62-35=$

RE:

Last term we were focusing on the value of compassion and we heard about The Good Samaritan during our assemblies. This week we would like you read the story again and answer some of the questions that have been set for you. Can you retell the story in a different way and share what you have done on Purple Mash?

Topic:

We will be setting you optional topic based learning until we go back to school. The topics will be the same for each year group so that children within the same family can work as a team and learn together if they would like to. How much you do together is your choice; it could be you complete the whole project together, with children taking on different roles or that they share smaller tasks together and then decide to present their learning separately in different formats.

This week we would like children find out about the **Oceans** of the world. There is a more detailed explanation of how to go about this aspect of learning attached.