



Year 2
Phonics
03/12/2020



Lesson Aims

Today we are going to be looking at the 'ee' digraph,

Remember a digraph is when two letters work together to make one sound.



'ee'

Say the 'ee' sound.
Shout it!
Whisper it.



Main Teaching

Have a go at reading these 'ee' words.

week

see

queen

weed

deep

meet

bee

leek



Main Teaching

Have a go at reading the fake/pseudo these 'ee' words.

cheen

queet

heen

keet

geet

deek

meech

feep







Your task...

Have a go at the:
Mixed-up Maze. You will only be able
to complete the maze if you colour in
the real words to make a trail.
Start at the **START** alien.
Colour in keep- then find the next
real word around keep to colour in.
Next colour in cheek.
See if you can get to the finish!

Mixed-Up Maze

keep	cheek	peep	weed	geep	sheem
zeek	heek	eep	sheep	deet	yeep
see	week	meet	queen	jeem	feep
feel	seeb	zeesh	weem	feek	jeed
deep	seem	teep	deek	mees	yeem
hee	feet	feem	seed	weep	sheet
geet	leek	yeed	seek	queet	keep
ceet	peel	bee	need	cheed	jeep

Start  

 **Finish** 



Your task...



Mixed-Up Maze Answers



keep	cheek	peep	weed	geep	sheem
zeek	heek	eep	sheep	deet	yeep
see	week	meet	queen	jeem	feep
feel	seeb	zeesh	weem	feek	jeed
deep	seem	teep	deek	mees	yeem
hee	feet	feem	seed	weep	sheet
geet	leek	yeed	seek	quet	keep
ceet	peel	bee	need	cheed	jeep

