




Day 3 Aim: To draw and label pictures of the things we noticed in the copse

- Today we are going to think about the senses we used in the copse on Monday.
- Which 3 of our senses did we focus on using?
- sight/ seeing 
- hearing 
- touch 

You are going to think about each of those senses and draw and label pictures of the different things you found.

For each object, try to think of a good adjective that you could use to describe it.

E.g,

A red leaf



A small bird singing





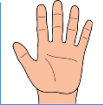
A tall tree



bumpy bark



You will need to try and draw and label 2 pictures, or more, for each of the senses.

see 	hear 	touch 

Day 4 Aim:

To use our ideas from last lesson to write super sentences to describe the copse.



To try to use an "and" to join two ideas.

Today we are going to use our ideas to write sentences, using "and".

We are going to start with "**In the copse I saw...**"

Look at your activity sheet and find the two things that you saw. 

E.g, In the copse I saw a **red** leaf **and** a **tall** tree.

You will then need to write about what you **heard** 
and then what you **touched**. 

- Use your success criteria to make sure that you have thought very carefully about your writing.

A use capital letters	. use a full stop	Sit letters on the line	use finger spaces	Use adjectives to describe	Use and in a sentence	Read my work out loud
--------------------------------	-------------------------	----------------------------------	-------------------------	----------------------------------	--------------------------	-----------------------------