



Year 1

English - Handwriting

Friday 12<sup>th</sup> June



# Lesson Aims

## Handwriting

I can sit correctly at a table, holding a pencil comfortably and correctly

I can form lower-case letters in the correct direction, starting and finishing in the right place


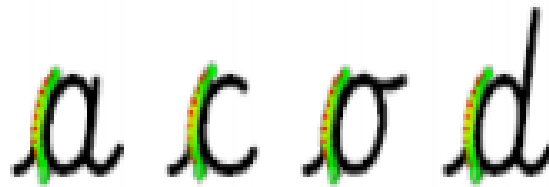
I understand which letters belong to which handwriting 'families' (i.e. letters that are formed in similar ways) and to practise these



## Practise time

Today we are going to practise....

Caterpillar  
Letters



Remember the lead in stroke and lead out stroke.

Can you write each letter in the air using your magic finger?

Can you write each letter on the floor using your magic finger?

Can you write each letter on an adults back using your magic finger? Can they guess what the letter is? If they write it on your back, can you name the letter?




# Practise time

Please practise each letter, with the lead in and lead out stroke, on paper with a writing pencil. Remember to start on the line.



Draw a smiley caterpillar by your best writing





# Apply

Practise writing the following words, remember your lead ins and lead outs, letters on the line, tall letters and small letters.

d o

t o

t o d a y

s a i d

c o m e



# Can you be a word detective?

## Challenge

Find a book in your home, look through the text, can you find words beginning with a, c, o and d?

