

# WELCOME TO YEAR 2

## Rowan Class

Mrs Yeomans

Mr Hill

Mrs Lawlor

Miss McKinley/Mrs King


## Chestnut Class

Ms Irvine

Miss Kyle

Mrs Turner

YEAR 2



# Curriculum

Our Science/History/Geography topics this year are:

Autumn 1: Health and Growth/ Isle of Coll

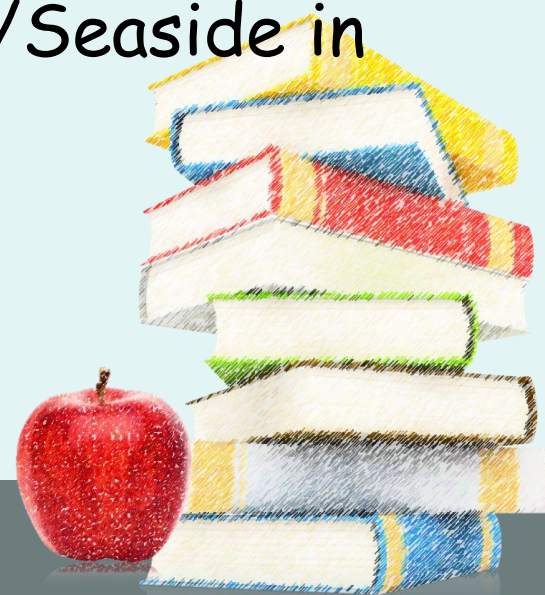
Autumn 2: Heroes

Spring 1: The Great Fire of London

Spring 2: London

Summer 1: Minibeasts and Habitats/Seaside in the past

Summer 2: Australia




# Things to remember everyday

- **PLEASE MAKE SURE EVERYTHING IS NAMED.**

Please bring a:

- named waterproof coat everyday
- named water bottle
- named fruit
- book bag with reading record and reading book



# PE

- PE in both classes is on Monday and Thursday.



As in Year 1:

- Children come into school in PE kit.
- Please bring trainers/plimsolls in bags everyday or leave them at school.
- Children should not wear earrings (apart from silver and gold studs).
- Please can children not wear earrings on PE days.



# Home Learning

- Reading 5 times per week (stickers given on Friday)
- Little Wandle books currently and then moving onto Accelerated reader scheme **after half-term**, with children completing quizzes at home when they finish a book.
- Spelling practice (on Spelling Shed set on Friday) – aim for x3 times per week.
- Maths – MyMaths (set on Friday) and TT Rockstars 2s, 5s and 10s (aim for x3 per week)
- Half-termly topic home learning



Monday	15 minutes of children reading their book 5 minutes of Spelling Shed 5-10 minutes of TT <u>Rockstars</u> or <u>Numbots</u>
Tuesday	15 minutes of children reading their book
Wednesday	15 minutes of children reading their book 5-10 minutes of Spelling Shed 5-10 minutes of TT <u>Rockstars</u> or <u>Numbots</u>
Thursday	15 minutes of children reading their book 5-10 minutes of Spelling Shed 5-10 minutes of TT <u>Rockstars</u> or <u>Numbots</u>
Friday	15 minutes of children reading their book
Saturday	<u>MyMaths</u> (or related Maths homework – set on Friday).
Sunday	

# Accelerated Reader - from half-term

## What is it?

- Accelerated Reader (AR) enables us to match reading books to children's reading ability and helps teachers to assess, manage and monitor reading.

## *How does it work?*

- As year 2 complete the Little Wandle phonics scheme, they will be assessed and move onto AR.
- Each child has a colour banded book.

## *How can you check if a book from is on AR?*

- Parents can visit <http://www.arbookfind.co.uk> to search all of the available books with AR quizzes.
- If it's not there, then children can still read the book, but we encourage them to also have a book from school that is colour matched to their ability.

# Quizzing

- When your child has finished reading their AR book, they can take a quiz online at home. This is a really useful way of seeing what they have learnt. Quizzes are best taken **within 24 hours of finishing the book.**
- They can earn badges for the number of words read - bronze 100k, silver 500k and gold 1 million +





# How to log in

**Renaissance**  
See Every Student.

St Paul's CofE (Aided) Primary School

Student Log In

[I'm not a student](#)

Username Please fill in this field.

Password 👁️

[Forgot Password?](#)

Log In

Login details  
are in the  
back of  
children's  
reading  
records

**IMPORTANT** 😊

We have a microsite with Accelerated Reader so *the only* way to log on is via this link: <https://global-zone61.renaissance-go.com/welcomeportal/6712704>

- Click on 'Accelerated Reader'

Renaissance



LA

Home

Practice



Accelerated Reader

Star Assessments

English



Star Early Literacy



Star Reading

Assignments

Showing

All Assignments

From

Everyone



No assignments at this time

- Enter the book title

REINFORCE

Accelerated Reader

Search for Books, Articles, or Quizzes

Enter a Title, Author, Quiz Number, or Keyword

Search

Help me find a book

- Click on 'Take Quiz'

**Fox**



Book

By Matthew Sweeney

Gerard is affected by the usual disadvantages when he moves to a new city and starts a new school. ...

ATOS Level **4.9**

Lexia® Level **770**

Interest Level **MY**


Points **4.0**

Quiz **206374 EN**

Language **English**

Take Quiz

# Spelling Homework



- Spelling Homework will be set **weekly** using Spelling Shed. This will allow children to learn spellings via a series of fun, interactive games.
- Login details are in children's reading records.
- Weekly assignments will be set relating to the spelling pattern or phonics children are learning about.

Spelling Shed is part of Ed Shed

Click on School username tab



About Careers Store Get a Quote Ambassador Webinars Blog Training Help

Create Account

Sign In

+ Create Account

## Sign In

QR Sign In

Global Username / Email **School Username**



Only use this form if you are a pupil with a school # on your login slip.

School (search by name, id or postcode)

RH4 2HS

St Paul's Primary School, RH4 2HS

#126261

**Enter school postcode RH4 2HS**

Password

Your password

Sign In

Enter school username and password

Click on assignments



Assignments **0**

Games set for you.

[View >](#)

Challenges

Challenge others to play.

[View >](#)

Leagues

Player and class leagues.

[View >](#)

# Enter 6-digit hive code to join game

[Join](#)



 Play!



 Play!

Click on the assignment you want to play (by clicking 'play')

Assignments


Assignments | Past Assignments

Task	Due ↑	Progress	Status	
Words where the digraphs 'oa' and 'oe' make an /oa/ sou <b>SPELLING</b> Words where the digraphs 'oa' and 'oe' make an /oa/ sound	19/09/2024 16:21	1/5	✓ Larva 270 / 500	<a href="#">Play</a>
Words ending in 'ff', 'll', 'ss', 'zz' and 'ck' <b>SPELLING</b> Words ending in 'ff', 'll', 'ss', 'zz' and 'ck'	26/09/2024 16:21	1/5	✓ Larva 210 / 500	<a href="#">Play</a>


1 | < | >

Choose any of one the Spelling Practice games


**Spelling Practice**




**Spelling Bee**  
The original Spelling Shed game!



**Penalty Spell-out**  
Score goals and spell words!



**Hungry Horses**  
Feed the horses!



**Shed Load**  
Load the bee hives on the truck!

Choose an option – start with medium. (If this is too hard or easy, choose a different option next time)

Phonics

**Penalty Spell-out**  
Score goals and spell words!  
Words where the digraphs 'oa' and 'oe' make an /oa/ sound

Easy

Medium

Hard

Extreme


Masterly Zone

# Maths Homework

- Maths homework will be set weekly on My Maths.
- Please also practice 2s, 5s and 10s on TT Rockstars.



# My Maths



## How to access MyMaths

- Go to [www.mymaths.co.uk](http://www.mymaths.co.uk) and login at the top of the page with the school's username and password.
- The school username is: **stpauls20**
- The school password is: **rectangle67**

- On the next page your child should enter their personal username and password in the My Portal box. (These are stuck into your **child's reading record**).

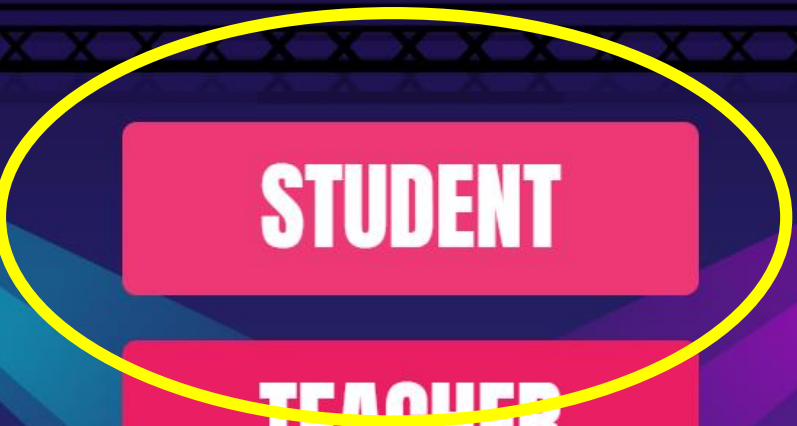
EXAMPLE

www.mymaths.co.uk	
School username	stpauls20
School password	rectangle67
<b>George</b>	
My portal username	My portal password
721	drh

To get onto TT Rockstars, children can use their NUMBOTS credentials.  
(These are in their Reading Record.)

play.ttrockstars.com/auth/school  
Click to go back, hold to see history

← SCHOOL



**STUDENT**

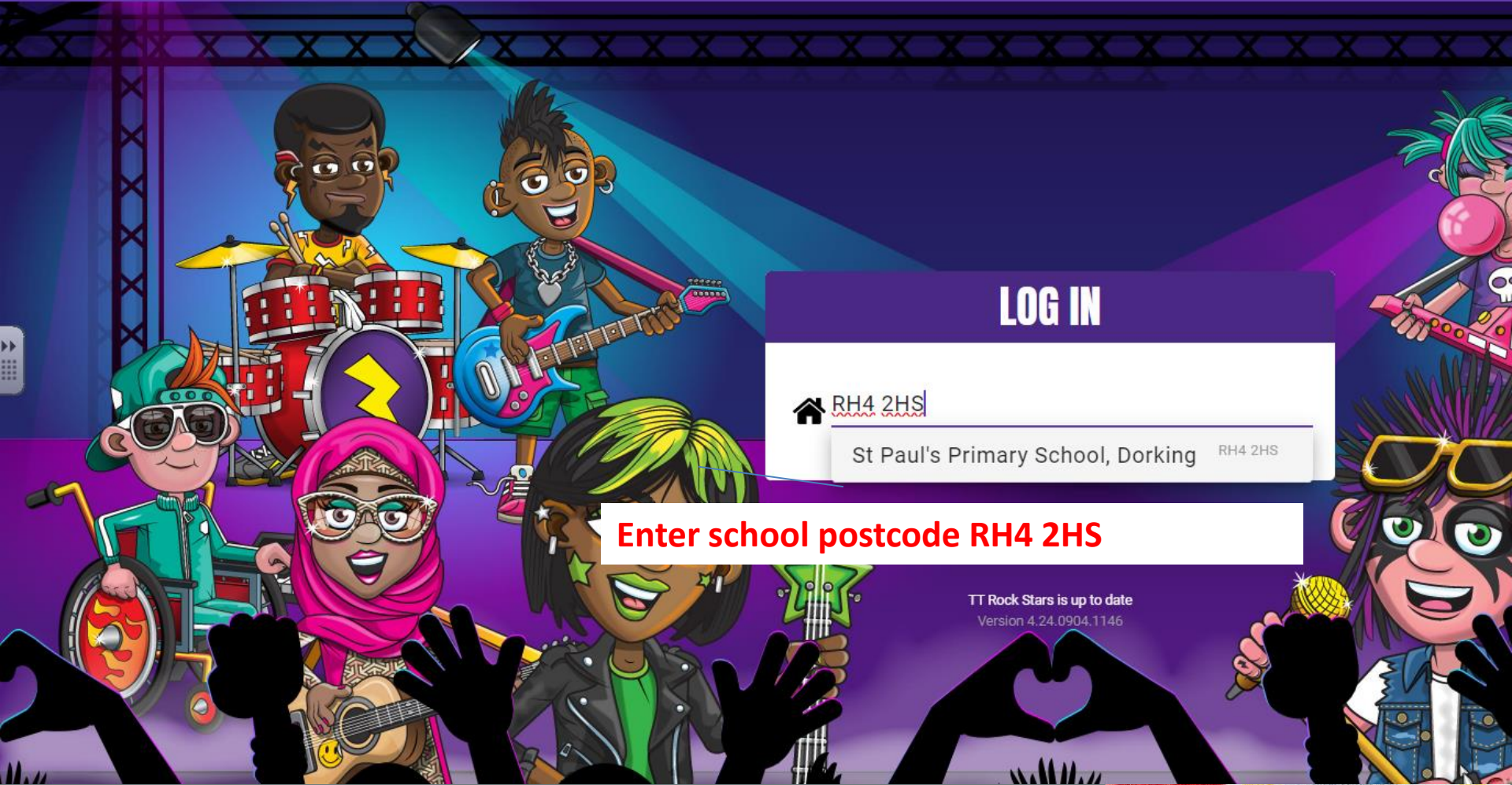
**TEACHER**

 **WONDE**


 **MYLOGIN**








## LOG IN

 [RH4 2HS](#)

St Paul's Primary School, Dorking RH4 2HS

**Enter school postcode RH4 2HS**

TT Rock Stars is up to date  
Version 4.24.0904.1146





# ST PAUL'S PRIMARY SCHOOL, DORKING

Change School

Username\*



catdog



PASSWORD

or



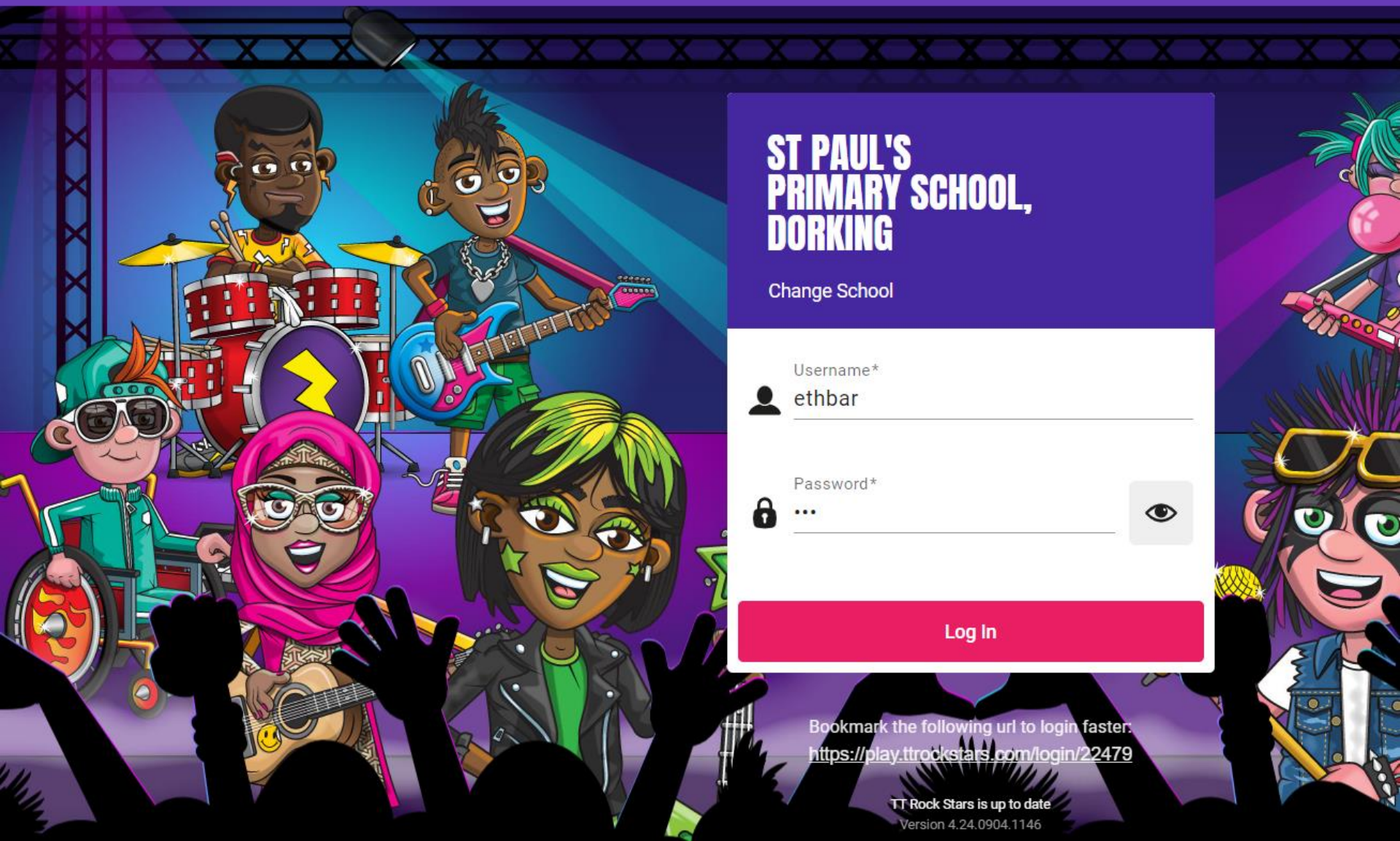
PIN

Log In

Bookmark the following url to login faster:

**Click on Password**





# ST PAUL'S PRIMARY SCHOOL, DORKING

Change School

Username\*



ethbar

Password\*



...



Log In

Bookmark the following url to login faster:  
<https://play.ttrockstars.com/login/22479>

In Years 1 to 4 parents can log onto our handwriting scheme using the details below.



Features Videos Key Stages Worksheets News Buy

Login

Desktop

Tablet

Free Trial

## Desktop Login

Username: qr8447

Password: home



login

Please select 'desktop or tablet'.  
*(Tablet is more suitable)*

### Letter-join Videos and Powerpoint training



Letter-join overview >



Staff presentation >



Choosing fonts

Then select  
the class

The screenshot shows the Letter-join class selection interface. At the top, there is a search bar with the text "Search Letter-join...". Below the search bar, there is a red banner that says "Choose your class name or click 'Free Play'". Underneath the banner, there are two columns of class name buttons: "Free Play", "Hawthorn", "Willow", "Maple", "Sycamore" on the left, and "Rowan", "Chestnut", "Beech", "Hazel" on the right. At the bottom of the interface, there is a message: "Don't see your class? Ask your school to set your Class Name". On the left side of the interface, there is a vertical menu with various options: "Patterns", "Easy letters", "Easy words", "Harder letters", "Harder words", "More...", "Phonics", "Fun", "Resources", and "Info".

# Relationship Education

- RSE (Relationship and Sex Education) will be covered within PSHE lessons.
- A letter will be sent out prior to the start of the teaching.
- More information will be available on our Website under 'About Us > Curriculum > RSE'.



# TRIPS

Great Fire of London workshop  
(in school)

Nower Nature Reserve Monday  
7<sup>th</sup> July






# ALLERGIES/ MEDICATION

- No nuts or sesame
- No shellfish
- No kiwi

Please let us know if your child develops an allergy or has an intolerance.

Please ensure we have inhalers and the spacer in school if your child requires one and an up to date asthma plan.



# Upcoming meetings

- Parents Evening - in October
- Wednesday 16<sup>th</sup> SEND
- Thursday 17<sup>th</sup> (late until 7.30pm)
- Tuesday 22<sup>nd</sup>



# COMMUNICATION

If you do have any questions or queries, please contact The Year 2 Team, in the first instance, via:

- the Year 2 email address ( [Year2@stpauls-dorking.surrey.sch.uk](mailto:Year2@stpauls-dorking.surrey.sch.uk) ) - read by any member of year group team;
- the School Office ( [info@stpauls-dorking.surrey.sch.uk](mailto:info@stpauls-dorking.surrey.sch.uk) ) - confidential enquiries;
- by telephone to the School Office (01306 883457); or
- by using the Contact Us form on the Website.

If the Team is not able to help, please contact:

Mr Hill (Assistant Head and Phase Leader KS1)

Mrs Bryan (Deputy Headteacher); and finally

Mrs Alden (Headteacher) via the School Office.



# AND FINALLY...

- Please let us know if there is anything happening in your child's life that may affect their day at school.
- Could we please ask that each child bring in one or two boxes of tissues as we are always in need of these. Thank you!

