



Starting School



**Welcome to St. Paul's C of E
(Aided) Primary School**

A booklet about starting school for you and your child



GETTING READY FOR SCHOOL

SOME PRACTICAL SUGGESTIONS

Talk about school and discuss any problems that may arise.

There are some excellent books available which help to prepare young children for school e.g. "Starting School" (Janet & Allan Ahlberg) "Going to school" (Usborne First Experience) "Lucy and Tom go to school" (Picture Puffin) "When I start school" (Ladybird) "Talkabout My Big School" (Penguin)

Dressing and Self Organisation

Please encourage your child to learn to dress themselves independently. Please practise doing up and undoing buttons and zips on their coats. Velcro shoes are much easier for a four-year-old than laces.

Please, please, please label all items. Children find it very difficult to recognise their own clothes without labels as they all wear the same uniform. It is also much easier to locate missing items if they have been named.

Practise finding and reading the name label on their book bag and opening it to place things in it.

Please ensure that your child can manage going to the toilet by themselves.

Both classes share the toilets in Reception. When you come to 'big' school you will need to use the toilets on your own. We like to keep them clean and you can help by:

- *Flushing the toilet when you have finished*
- *If you are a boy lifting the seat before you go and aiming carefully!*
- *Washing your hands with soap afterwards.*



Reading, writing and number

Your child's education has already begun at home.

By reading bedtime stories and nursery rhymes you are establishing the value of reading. You are familiarising your child with the written word and showing that symbols on a piece of paper give information. But most important of all, you are proving that reading is fun.

By colouring, painting, cutting-out, playing with building bricks, construction toys, jigsaws, plasticine, dough, etc. you are helping to develop hand/eye co-ordination and muscular control - major factors in learning to write.

By baking, setting the table, shopping, playing board games etc. you are involving your child in practical maths.



STARTING SCHOOL

TIMES 8.45 am - 3.15 pm

INFANT SCHOOL UNIFORM

Official Stockists: Love Your Logo near Dorking Main Station, My Clothing (formerly Tesco Uniform) <https://myclothing.com/collections/st-pauls-cofe-aided-primary-school-5881?t=1587628735044>) and School Trends (www.schooltrends.co.uk)

SCHOOL UNIFORM, (ALL YEAR ROUND)

- Logo embossed navy-blue sweatshirt or cardigan
 - Pale blue polo shirt with logo
- Navy blue trousers/shorts or navy blue skirt/pinafore
 - Plain navy blue socks or tights
- Black school shoes (no trainers or ankle boots unless special permission given)
- Sky blue and white checked summer dress (summer alternative only between Easter and October half-term) with white socks

PE UNIFORM

- Logo embossed navy blue T-shirt
 - Navy blue shorts
- Plain navy blue joggers or leggings (no logos, stripes or colours)
- Logo embossed navy blue sweatshirt or logo embossed navy blue hoodie or logo embossed navy blue fleece
 - Navy blue socks
- Logo embossed PE bag (available at the new parents evening and the school office)


ALL UNIFORM ITEMS MUST BE CLEARLY LABELLED WITH YOUR CHILD'S NAME

Your things

Everybody has a special peg to hang his or her coat on. This is also where you hang your P.E. bag.

You will also need a book bag (available at new parents' eve and via Scopay or school office). We use this to send home your reading books.

School Meals



School meals are now free of charge for Reception and KS1. Please, however, do let the office know if your child wishes to change to or from packed lunch at any time as the kitchen will require some notice of this.

Packed Lunches



We are a healthy school so please include a balanced meal (no sweets) that the children can manage with little assistance. No glass bottles or hot drinks please.

We are a **nut and sesame free** school as some children have severe allergies.

Milk is available if required.

Milk can be ordered via Cool Milk For Schools (form enclosed) www.coolmilk.com If your child has an allergy or intolerance to dairy, you are welcome to bring an alternative, eg soya or oat.



Fruit and Drink


Please provide a drink of water in a named leak-proof water bottle and one small item of fruit for snack time. Most fruit will not require a container as your child's name can be written on the skin of a satsuma or banana. A small sticky label can be put on a plum, apple or pear with your child's name.



There is a special box to keep your water containers in so that you can get a drink throughout the day. We also put our fruit in the basket ready for our snack time.

The children are provided with fresh fruit by Surrey County Council which they get to eat during the morning session.

"I'VE STARTED SCHOOL"



Coming in to school

When you arrive at school in the mornings please come up the lane by the side of the school, through the main green gate and enter the outdoor play area via the black gate. The gate will be open at 8.45 am ready for you to enter the classroom.

When your child first starts school, you will be able to drop them to the classroom door to help them settle.

For the first few weeks, please drop your child to the classroom door. If they are a little upset they will soon settle with a member of staff. Your letter explains the days and times your child will attend during the first 'settling-in' period. If you have any queries about this, please ask the school office.

As soon as the children have settled they are encouraged to come through the black gate and into the classroom on their own and parents and carers are respectfully asked to remain at the gate. This not only helps to alleviate the congestion in the small door area but is also an important step in the children's early education - working towards independence.

Home time

When collecting after school please wait in the lane by the large green gates. We will bring both Reception classes out in their line to wait for parents/carers. The children will only be dismissed once we see an appointed adult waiting for them. *Please let us know if a friend or relative will be collecting your child or if they are attending the after-school club.*

If you need to collect your child during the school day, please come in by the office entrance.

What do we do?

In the classroom

There are lots of things to do in the classroom. You will be able to try lots of new and exciting things.

Here are just some of the many things we enjoy doing at school:

- *Reading and listening to stories*
- *Drawing, painting, cutting and sticking*
- *Using play dough, water and sand*
- *Singing and learning rhymes*
- *Dressing up*
- *Playing games*
- *Lots of different physical activities set up outside*
- *Working with technology e.g. beebots/computers*

We have lots of toys at school so please leave all yours at home to keep them safe. Sometimes you will work with a friend, sometimes on your own and sometimes the whole class work together. In the classroom everybody is important, we take care of each other and try to be friends. Our classroom is a place where everyone has the chance to do his or her best work.

Playtime

We go out to play every day after we've eaten our lunch. At first, we use the little playground/trim trail at the back of Oak and Ash classes. Once settled, we then use the large playground and mix with other children in the school. The playground gives you a chance to play with friends. There are always grown-ups around to help keep the children safe. When the whistle blows we stand still and listen until our class is called to line up ready to go back into our classrooms.


Lunchtimes

We eat lunch in the school hall. You can have a freshly cooked meal or bring a packed lunch from home. We have dinner supervisors to help the children at lunchtimes.

Please help your child to practise eating lunch with a knife and fork.

FOSPA (Parents' association)

We are fortunate to have a very successful Parent, Teacher and Friends' Association. You are most welcome to join or attend any of the meetings. One of the main aims of FOSPA is to organise social functions to raise funds for the school. Not only does this help to improve the quality of your children's education by providing equipment such as books, computers, etc., it also proves to be an enjoyable way of meeting other parents and staff.




Health and Safety



Dogs are not allowed on school premises or in the lane outside as we have had incidents in the past where children have been bitten.

Please park at Sainsbury's car park (permits available), at the bottom of St Paul's Road or further away. No cars are allowed beyond the end of the footpath on the left as you approach the school and as there is nowhere to turn, please do not park this end of the road. Parents who do so put children's lives at risk.

Absence



If your child is unable to attend school, please telephone us by 9.30 am every day your child is absent. If your child is absent for three or more days, please send a note on their return so that we can authorise the absence. If it is necessary to withdraw your child from school other than the statutory holiday periods, request forms are available from the office. Permission for absence is not automatically granted.

Parental Involvement

If you would like to help in school on a regular basis please let us know. Volunteers are required to obtain a DBS check - information is available from the office.

Last, but not least, if there is anything you wish to discuss - no matter how small - please don't hesitate to contact us.

FOUNDATION STAGE CURRICULUM

The Reception class is the final year of the Foundation Stage. The Foundation Stage curriculum is broad and balanced. It is divided into **seven areas of learning**. There are three **Prime Areas** and four **Specific Areas**. Each area having a set of developmental steps and 'Early Learning Goals' which determine what children are expected to achieve by the end of the Foundation Stage i.e. the end of Reception Class.

The three Prime Areas are:-

- **Personal, Social and Emotional Development**
- **Communication and Language**
- **Physical Development**

The four Specific Areas are:-

- **Literacy**
- **Mathematics**
- **Understanding of the World**
- **Expressive Arts and Design**

At St. Paul's we use a combination of teacher assessment and the Foundation Stage Profile to plan and monitor appropriate learning experiences for each individual child. Each term different topics form the basis for the curriculum.

1 Personal, Social and Emotional Development

We place a great deal of emphasis on this particular area because it is at the heart of all other learning. It takes into account the individuality of each child and the need for time and space to develop fully. During their time in Reception the children will grow in self confidence. They will be encouraged to do things for themselves, look after equipment in class and learn to find their own way around the school.



Religion



We support your children in a caring, Christian atmosphere, which extends to all parts of the school day. When the children are settled they will join the rest of the school for some assemblies in the hall. We attend St Paul's Church for our Harvest and Easter services, Christmas celebrations and a Leavers' Service in July.

2 Communication and Language

Speaking and listening forms a vital part of the children's daily experience. Children learn to interact with others; listen attentively; speak clearly & audibly. They will explore the meanings of new words and use talk to organise and clarify their thinking and ideas. The children will listen to and follow instructions. They will develop such skills in a variety of ways including circle time, whole class sessions, reciting rhymes, telling news, role play, story-telling etc.

3 Physical Development




The children will enjoy a variety of activities, both indoors and outdoors, aimed at improving their skills of co-ordination, control, manipulation and movement.

The children learn about what they need to do to keep themselves healthy. Children will get changed for PE in school for the first term to practise their dressing skills. For indoor PE, much of it is done in bare feet, however, we wear plimsolls to walk to the hall. We also use the running track outside for the Daily Mile.

Note: PE kit required is listed in the Uniform List.

4 Literacy

• Reading



We use fully decodable reading books in school. We also send home a 'Shared Reading' book to promote a love of reading. You will be given more information about this when your child has started school and at the Early Reading Workshop in late September.

● ***Little Wandle Letters and Sounds Revised***

We learn the sounds of letters through the Little Wandle Letters and Sounds Revised scheme. See more about this under the 'Reading' section of our website.

Emphasis is placed on the phonetic sound each letter makes e.g. 'a' as in astronaut and 'c' as in cat. This leads to a good foundation of sounds to assist the children in their reading and word building.



● ***Writing***

We teach the children to write using print form with a good pencil grip. There is a copy of Little Wandle formation phrases on the school website to support you.



They are encouraged to attempt their own writing (lists, cards etc.) from an early age. The children also practise many skills to help strengthen and develop muscular control. If your child writes at home, please encourage them to use the correct pencil grip (tripod grip) as bad habits can be hard to break.

5 **Mathematical Development**



We will develop your child's mathematical knowledge and skills through varied practical activities including counting, sorting, making patterns, games, early addition and subtraction, shape, money, measuring, weighing and capacity. We use White Rose Maths to support our teaching.

6 **Understanding of the World**

This area focuses on children's developing knowledge and understanding of their environment, other people and features of the natural and man-made world. It provides the foundation for *scientific, technological, historical and geographical* learning. Most of the work is covered through topics such as 'All About Me', 'People Who Help Us', 'Chinese New Year' etc.





All our children have regular access to the computer and are taught basic skills from an early age. We have an excellent ICT suite, as well as toys such as Beebots and Tonies, to develop children's understanding of how technology works and to teach early programming skills.

7 Expressive Arts and Design

The children are given many opportunities to explore and express their own ideas through art and design, movement, drama, music, stories and role-play. Many of their 'creations' will be displayed in the classroom.



St Paul's C of E (Aided) Primary School

ADDRESS: St Paul's Road West
Dorking, Surrey
RH4 2HS

TELEPHONE: 01306 883547

Email: info@stpauls-dorking.surrey.sch.uk

HEADTEACHER: Mrs A Alden

RECEPTION CLASS TEACHERS

ASH CLASS Mrs F Watkins

OAK CLASS Mrs G Van Calenberg

