



Year 1
Maths
Thursday 25/6/2020
Telling the Time

Aim: To be able to tell the time to the half hour.

I can tell different 'half past' times on a clock.

I can draw the hands on a clock to show different 'half past' times.

(Home learners: If you needed more practise at making and reading o'clock times yesterday, you may prefer to do Wednesday's lesson instead today)



Starter: Months of the Year

- Can you recite the 12 months in the correct order?
- Which month comes **after** July?
- Which month comes **before** September?
- Which month comes **after** February?
- Which month comes **before** May?



Recap: Half past

- What do you remember about **half past** times from our last lesson?
- Where do the **long**/ minute hand and **short**/ hour hand point ?

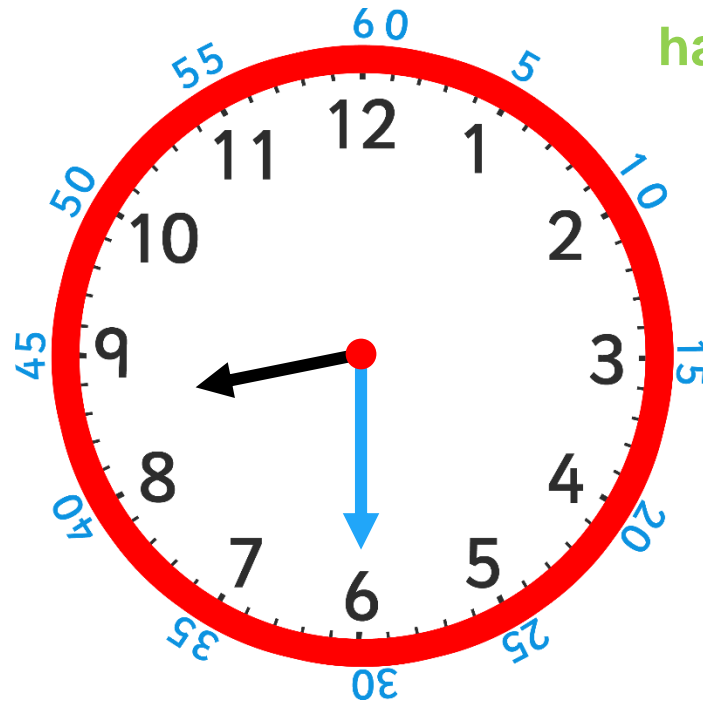


- What time is this clock showing?

Where is the **long hand** pointing?

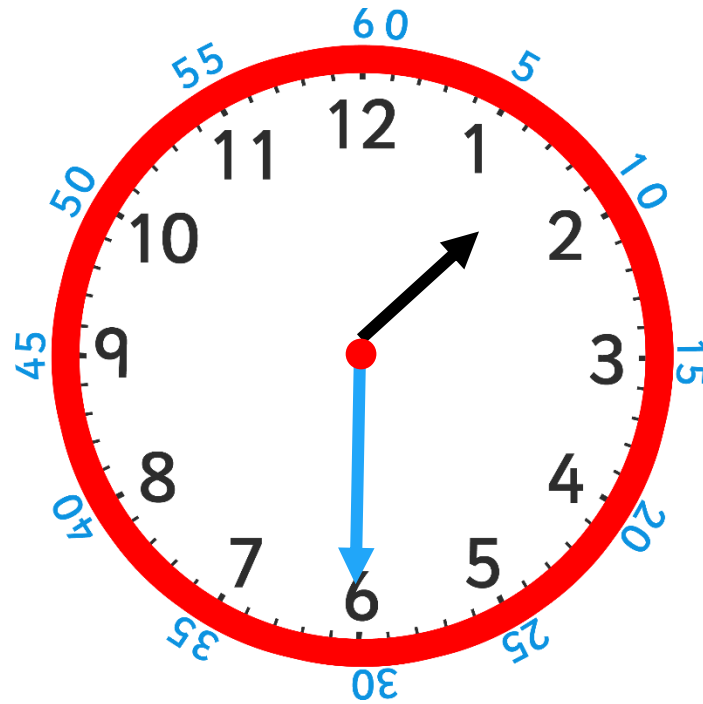
6

Where is the **short hand** pointing?
halfway between 8 and 9





- What time is this clock showing?

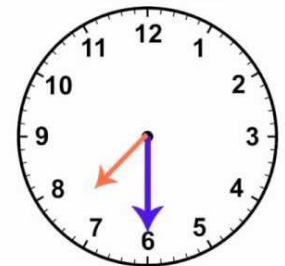


■



Activity:

- Today you are going to be completing an activity sheet where you will need to write the half past times that you can see on each clock face.
- You will also need to draw the hands on the clocks to show the correct times.
- **Remember to think carefully where the short hour hand points when it is half past the hour!**
- *(Home learners: If you are confident with this activity, you could try doing the half past and o'clock mixed activity sheet.)*





Finally...

Alex thinks that when it is half past 6, both hands will point to the 6. Is she correct?

