



The Light Learning Lab

I can explain how we see things.



You have been asked to create an educational programme for children all about how light enables us to see.

Use this sheet to plan out how you would introduce the topic, explain how light travels and any extra information. Make sure your explanations of how we see are clear and easy to understand. You may choose to use pictures or diagrams to support your explanations. Get into character as scientists and have fun!







1. Introduce yourselves and tell the audience what the programme will be about.

2. Explain how light travels.

3. Explain how light hits an object then bounces off it into our eyes, enabling us to see.

4. Give your audience any more information you think they need to know, then thank them for watching.

You might want to use some of these words to help you.

light 	source	straight 	energy
beam 	bounce 	reflect 	ray 



The Light Learning Lab

I can explain how we see things.



You have been asked to create an educational programme for children all about how light enables us to see.

Use this sheet to plan out how you would introduce the topic, explain how light travels and any extra information. Make sure your explanations of how we see are clear and easy to understand. You may choose to use pictures or diagrams to support your explanations. Get into character as scientists and have fun!

1. Introduce yourselves and tell the audience what the programme will be about.

2. Explain how light travels.

3. Explain how light hits an object then bounces off it into our eyes, enabling us to see.

4. Give your audience any more information you think they need to know, then thank them for watching.



The Light Learning Lab

I can explain how we see things.



You have been asked to create an educational programme for children all about how light enables us to see.

Use this sheet to plan out how you would introduce the topic, explain how light travels and any extra information. Make sure your explanations of how we see are clear and easy to understand. You may choose to use pictures or diagrams to support your explanations. Get into character as scientists and have fun!

1.

2.

3.

4.
