



Year 6 English Day 8



Learning Intention

I can write my final version for my Year 6 Leavers Assembly.



Flash Back

- Write down what the underlined pronouns below refer back to

James plays board games with Sally. He likes her.

'He' refers back to...

'Her' refers back to...

The trees are blowing in the wind. It's making them shake.

'It' refers back to...

'Them' refers back to...



Ay Up!

- Write an 'S' next to the sentences written in Standard English and 'N' next to the ones written in non-Standard English.
1. He were an amazing player.
 2. I am going fishing today.
 3. Last wee, I run five miles.
 4. Have you finished your dinner?
 5. You are very tall, Mr Grew.



Missing Punctuation – Have You Seen It?

- The sentence below has a colon missing from it. Where should it go?

We got there just in time the show was about to begin.

- Why do we use colons in our sentences?



Ay Up!

- Write an 'S' next to the sentences written in Standard English and 'N' next to the ones written in non-Standard English.
1. I will played sport later.
 2. That are an awful story.
 3. We are listening to music.
 4. I eat two muffins yesterday.
 5. I am building a spaceship.



How could this be improved?

- I remember in Year 3 when I was in the copse with two of my friends and one of them decided that they needed the toilet, but couldn't be bothered to go to the toilet. She decided to do her business in the copse. ***What have I added and why?:***
- In Year 3 I was in the copse with two of my friends when one of them decided that they needed the toilet. She remarked **casually**, **"I'm not sure if I can be bothered to go all the way inside to the loo."** Then, **we exchanged glances**. I **shook my head whilst she nodded**. Then, I **watched in horror, my head in my hands, as she walked over to the nearest bush** and, well, let's just say the bush received a watering it wasn't expecting.

Short sentences

Dialogue to delay the reader

Description

'Polite' description



SC

- A good, funny anecdote (short story) might contain:

Ideas

- A joke – at the end (the punchline)
- A silly idea e.g. legs tasting like chicken
- A surprise e.g. drinking from everybody's water bottles
- Letting the listener work it out.

Words and sentence types

- Unusual words e.g. 'pouf!' / 'word of the month'
- A long sentence followed by a short dramatic one.
- *Rhetorical questions*



Writing the final


Look at your draft from yesterday. Edit the draft.



Once you have edited the draft, write the final version neatly on a piece of lined paper.

After writing, stick the lined paper onto a piece of card.

Decorate the other side of the card. You could write the year group in big letters and then use patterns. You could draw images from the memory.

An example is on the next slide.







Plenary

Read your work several times out loud.

Practise reading with expression.

When ready, record yourself reading your memory. Please remember to use a simple background.

Record on a phone in landscape position.

Send the completed video to the office e-mail.



Lesson Aims

- I can ...

Remember the SC. Do you think you met the aim of the Lesson?

