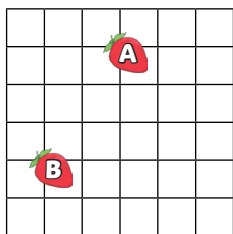
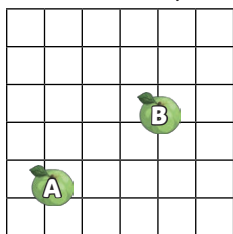




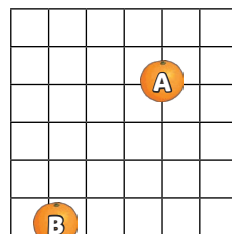
1) Describe the translations of fruit A to their new positions labelled B.



\_\_\_\_\_ left  
\_\_\_\_\_ down

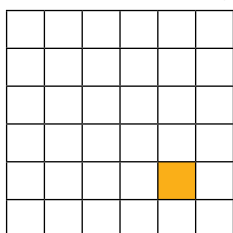


\_\_\_\_\_ left/right  
\_\_\_\_\_ up/down

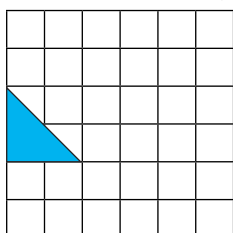


\_\_\_\_\_ left/right  
\_\_\_\_\_ up/down

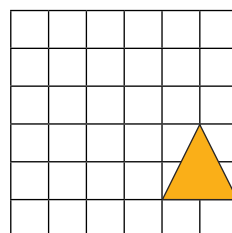
2) Translate these shapes and draw them in their new positions.



3 left  
4 up



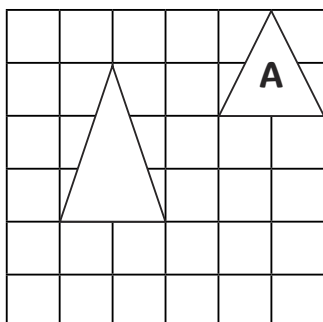
4 right  
2 down



4 left  
3 up



1) Samira has translated triangle A 3 left, 2 down. Has she done this correctly?



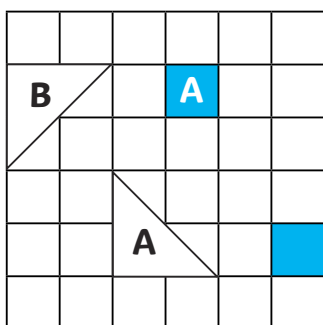
Circle yes / no.  
Explain your answer.

---



---

2) True or False? Explain your answer.



a) The blue square A has been translated 2 left and 3 down.

---

b) When a shape is translated, it does not change size.

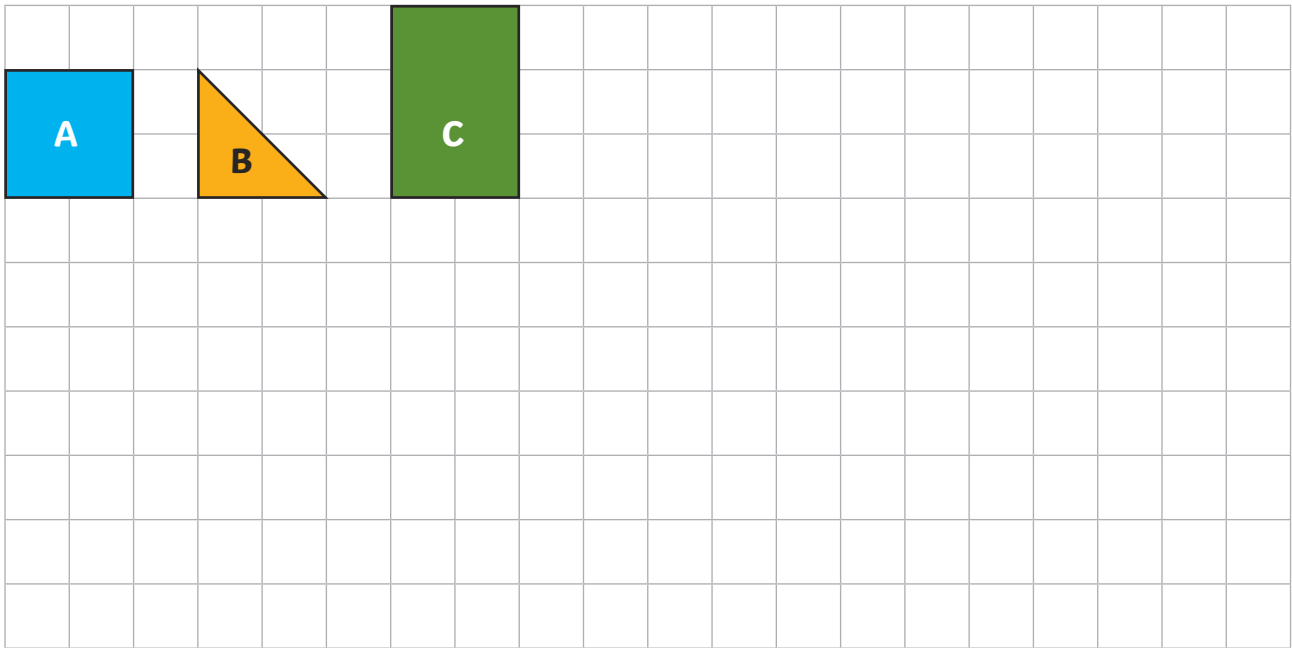
---

c) Triangle B could be a translation of triangle A.

---



1) Using the shapes (A,B,C) in their original positions, translate them to new positions to create a picture. Write down the description of how each shape has been translated.



Now give your descriptions to your learning partner. Can they translate each shape as you have described to create an identical picture to yours? Are all your descriptions correct?

---

---