



Year 2 ART 07/12/2020



Lesson Aims


- To draw an object using shading.
- To create different types of shading by filling in shapes with different patterns or marks.
- To be able to vary line and tone.
- I can create different types of shading.
- I can use hatching, cross hatching and stippling



Last week in Art we had a go at using hatching, cross hatching and stippling.

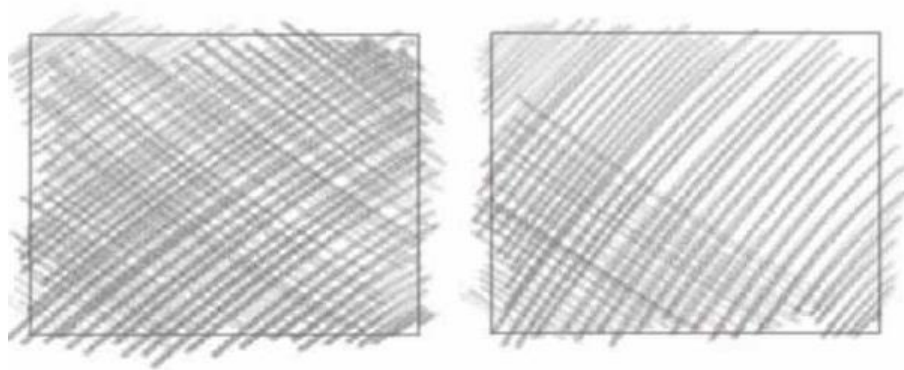


Hatching



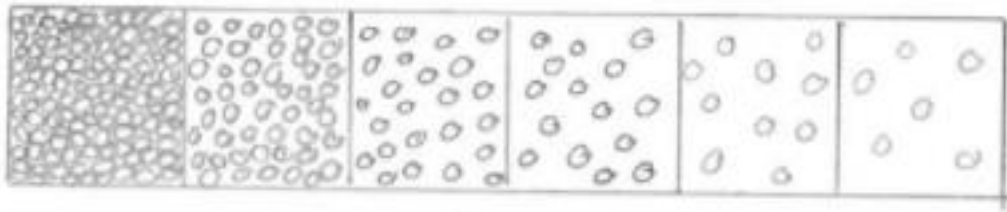


Cross hatching





Stippling





Your task...

Choose an object from your house and have a go at drawing it carefully.

Add some hatching, cross hatching and stippling.
Have a look at the examples below:

