



**Year 2**  
**ICT/TOPIC**  
**02/12/2020**



# Lesson Aims

- LO: To look at traditional Hindu patterns.
- I know the importance of Rangoli patterns.
- I know what a Rangoli pattern is.
- I can create my own Rangoli pattern.



# Diwali

What can you remember about Diwali?





# Main Teaching

Today we are going to learn about Rangoli patterns.





A Rangoli pattern is a colourful pattern which is drawn on the floor near the entrance to a house to welcome guests.








Hindus hope that the goddess Lakshmi will see the beautiful patterns and visit them.

Lakshmi is the Hindu goddess of wealth.





Rangoli patterns can be made up from lots of different shapes. They can be square, rectangular or circular - or a mix of all three.





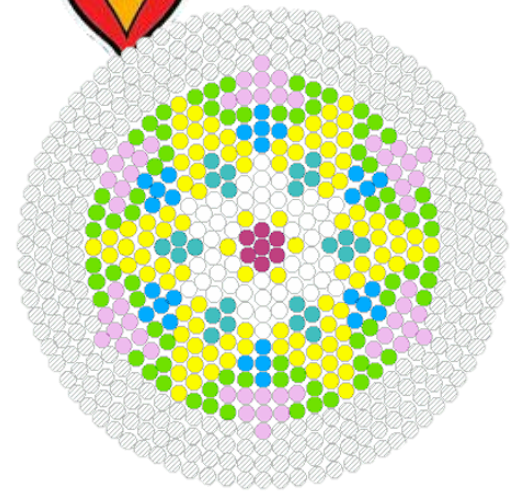




Rangoli patterns are traditionally drawn using rice, flour, sand and chalk.





Rangoli patterns come in lots of different shapes and sizes.





# Your task...

Have a go at creating your own Rangoli pattern.

We are going to use the computer at school!

You could:

Draw one

Use your computer

Use chalk

We have also attached some for you to colour in.