



Year 2 ART 01/12/2020



Lesson Aims

- To create different types of shading by filling in shapes with different patterns or marks.
- To be able to vary line and tone.
- I can create different types of shading.
- I can use hatching, cross hatching and stippling



Artists Using Line and Cross-Hatching



'Study of hands' - 1474
Leonardo Da Vinci


Artists such as Vincent van Gogh and Leonardo Da Vinci use line and cross-hatching to create tone and highlights making a drawing appear realistic and 3-dimensional.



'Three hands, two holding a fork' - 1883
Vincent van Gogh

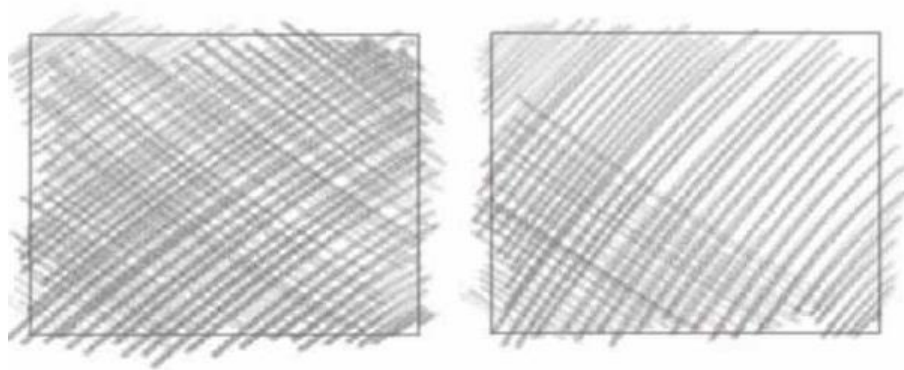


Hatching



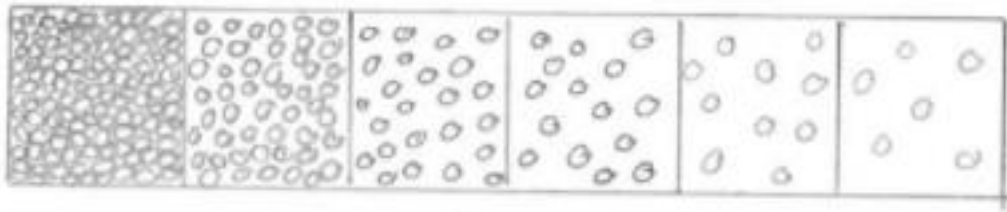


Cross hatching





Stippling





Your task...

On a plain piece of paper draw three different shapes.

Fill them with

- **Hatching**
- **Cross hatching**
- **Stippling**