



Year 2 Maths 16/07/2020



Fluency

Halve these numbers:

20

44

16



Main Teaching

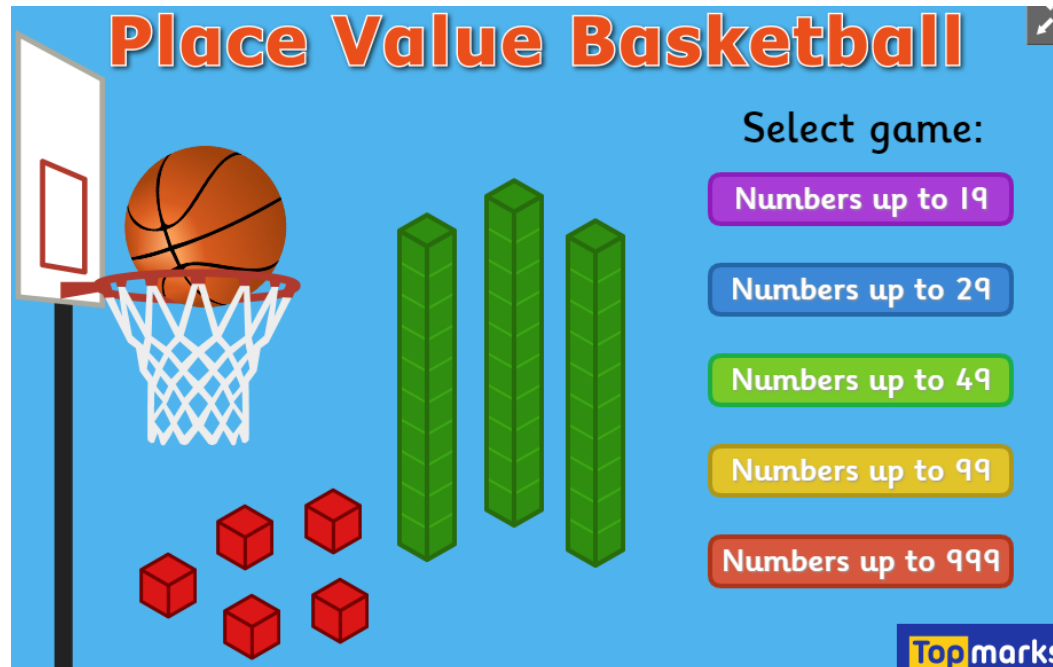
Today we are going to play some games as you have all worked so hard.



Main Teaching

Have a go at playing: Place value basketball

<https://www.topmarks.co.uk/learning-to-count/place-value-basketball>





Main Teaching

Have a go at playing: Shape patterns

<https://www.topmarks.co.uk/ordering-and-sequencing/shape-patterns>






Main Teaching


Have a go at playing: Ordering numbers

<https://www.topmarks.co.uk/ordering-and-sequencing/chinese-dragon-ordering>

[Home](#)




ORDERING NUMBERS




Forwards

1 to 5	0 to 100 in tens
1 to 10	0 to 999
1 to 20	-10 to 10
1 to 100	1 decimal place



Backwards

10 to 1
20 to 1
100 to 1
100 to 0 in tens
999 to 0





Main Teaching

Have a go at playing: Fruit splat. Numbers to words

<http://www.sheppardsoftware.com/math/early-math/number-words-fruit-splat-game/>

The screenshot shows the title screen of the 'fruit splat Numbers to Words' game. At the top left is a yellow lemon. The title 'fruit splat' is in a light yellow font, and 'Numbers to Words' is in a larger, bold yellow font. Below the title, there are instructions: 'Instructions: Match the number on the fruit to the name of the number'. To the right of the instructions is an example: 'three = 3', where 'three' is in a white oval, followed by an equals sign, and then a green pear with the number '3' on it. Below the instructions and example, there is a section titled 'Pick a level:' with four yellow buttons: '1 - 10', '1-20', '1-100', and '1-1000'.

fruit splat
Numbers to Words

Instructions:
Match the number
on the fruit to the
name of the number

Example:
three = 3

Pick a level:

1 - 10 1-20
1-100 1-1000



Main Teaching

Have a go at playing: Mental Maths Train

<https://www.topmarks.co.uk/maths-games/mental-maths-train>

