

Year 2

Week starting: 04/05/2020

Hi Rowan and Chestnut class. What are you enjoying most about learning from home? Are you enjoying the topic learning? We were both in school last week and really enjoyed learning about rainforests.

Doodle Maths - please log onto Doodle Maths and spend at least 15 mins per day practising before you complete your Maths activity for the day (see below).

Purple Mash Tasks - Please log on and complete the 2Dos. There will be some tasks linked to maths to complete, some comprehension and some coding.

The most important things to focus on each week are: ☺

- 1) Read - either on Purple Mash or your own reading book.
- 2) Write - Have a look at the breakdown of tasks below.
- 3) Maths - try to go on Doodle/Purple Mash every day. The Maths below also contains some arithmetic questions - try to have a go at some of these if you can't manage the main activity.

Here is a more detailed summary of what you we would like you to do this week:

English:

Reading:


KEEP ON READING! Try and read for 15 minutes a day to an adult if you can.

Try and read a mixture of fiction and non-fiction books!

Choose a challenge below and record in your workbook.

We will also upload a comprehension task on Purple Mash this week.

Try and record what you have read in your Reading Record.



CHALLENGE ONE

Write a new blurb for the book you are reading making it sound as exciting as you can.

CHALLENGE TWO

Open your book to any page and write down all the nouns that the author uses. Now write adjectives to go with each noun.

Apple - delicious

CHALLENGE THREE

Write down how you think the story will end.

CHALLENGE FOUR

Design a new front cover for your book.

What will you need to include?

Phonics: Log onto Phonics Play. You can set up free access to it at home during this time.

<https://new.phonicsplay.co.uk/> Username: march20 Password: home

When you have logged on click on **INTERACTIVE RESOURCES-PHASE 5**.

Activity 1: Play Tricky Trucks: Click on PHASE 5 ALL HFW

Activity 2: Play Picnic on Pluto- Click on PHASE 5- WH

Activity 3: Play Picnic on Pluto- Click on PHASE 5-PH

Activity 4: Play Dragon's Den- Click on PHASE 5-IR

Activity 5: Play Dragon's Den- Click on PHAE 5- You can choose today what grapheme to look at!

Spelling:

Mr Clumsy is still having trouble with some of his spellings!

Could you help him?

Re-write the sentences out in your workbook and correct his spelling for him.



The teacher opened the
classroom (dor).

There were (wyld) animals in
the story.

(Howld) the balloon
tight!" said mum.

I can run very (farst).

Sarah had a hot (barth).

Lucy was very (kined) to her sister.

Grammar

Sentence types

There are four different sentence types: Statements, commands, questions and exclamations.

Have a look at the powerpoint attached and then completed the tasks below.

Write a command for a dog.



Write an exclamation sentence for the picture below.



Write a statement about the weather today.



Write a question for your teacher.



Handwriting

Have a go at copying these words into your workbook. Remember neatest handwriting!

past

hour

minute

month

Writing



This week we would like you to use the picture above to inspire your writing.

What is in the picture?

Why is there a door in the tree?

Who or what is behind the door?

Where does the door lead to?

Task 1: draw your own forest setting with a secret door in it. Label the different features with noun phrases (*tall trees* *old, wooden door*)

Task 2: Read the beginning of the story about the secret door:

When I was strolling through the deep, dark wood, I saw something strange among the tall trees. I walked over the damp, green moss that covered the ground. Slowly, I got closer and closer until I could see an old, wooden door cut into a huge tree trunk. I felt nervous because I didn't know what was behind it or where it led to but I decide to keep going. Cautiously, I climbed the small, stone steps up to the door and slowly pulled it open.

Task 3: Draw a picture of what you see behind the door.

Is it a character living in the free? A troll, a fairy or a woodland creature?

Does it lead to a magical world? What is in that world? What can you see and hear?

Label your picture with noun phrases.



Task 4: Write a description of what was behind the door. Use:

- Noun phrases (huge, tall trees)
- Conjunctions (and, because, but, so, that, when)
- Adverbs (silently, quietly, amazingly)
- Capital letters, full stops, commas

Here is a model of what it might look like:

Amazingly, behind the door stood a small, grey creature that had big, pointy ears and dirty, green clothes! It was a troll! He had a spiky

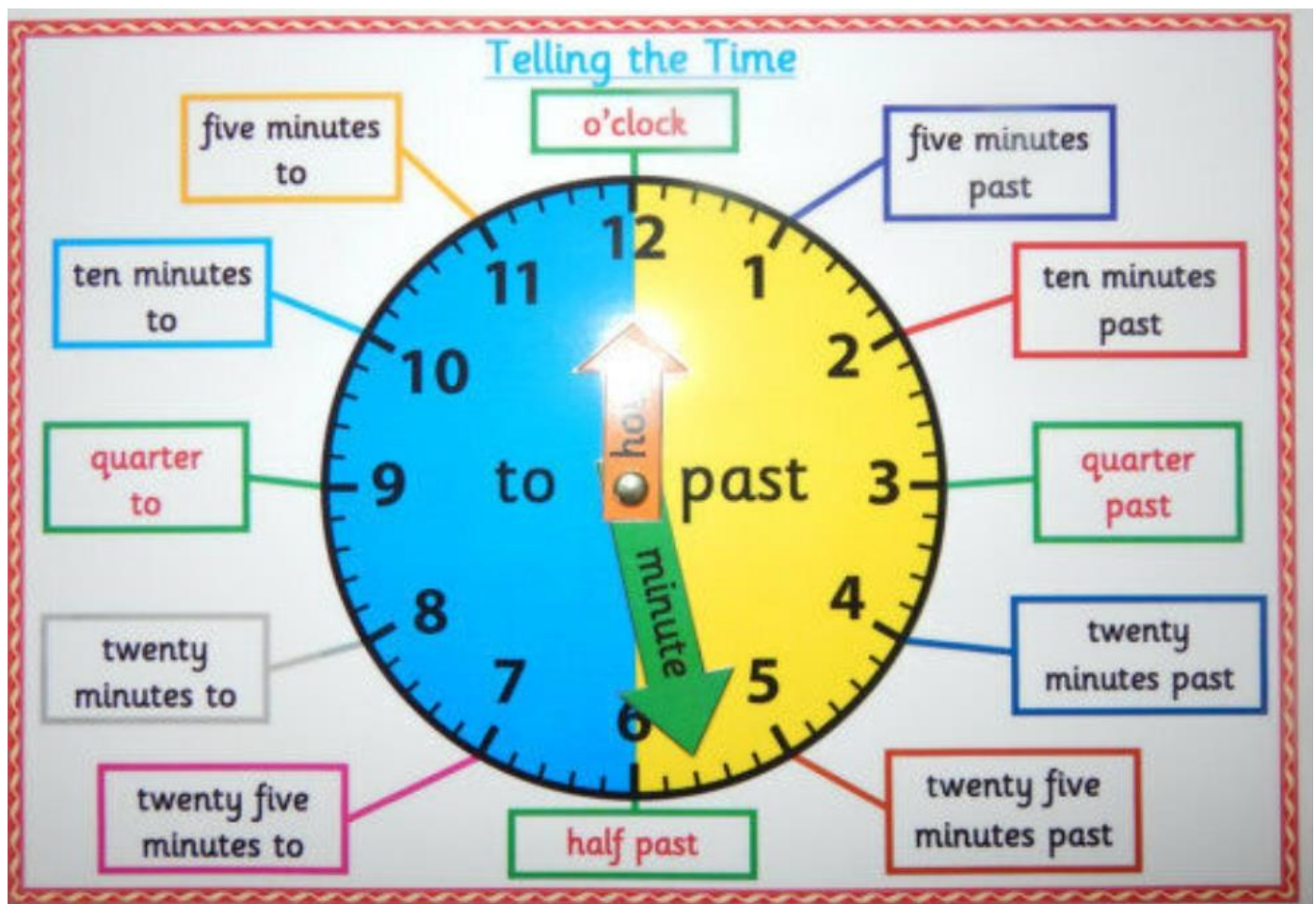
hair and a magical, emerald necklace which glowed brightly. I still felt nervous but he seemed more scared of me than I was of him.

It would be great if you then wanted to continue the story and describe what happens next!

Remember to check your work carefully!

Maths:

This week we will be focusing on telling the time. Children are expected to be able to tell the time to the nearest 15 minutes. (O'clock, half past, quarter past and quarter to) Some will be able to tell the time to the nearest 5 minutes.



Some questions to discuss:

How many months are there in a year? Can you order them?

How many minutes are there in one hour?

How many seconds are there in one minute?

How many hours are there in one day?

What hand shows us the hour?

What hands shows us the minutes?

Task one: O'clock, half past, quarter past and quarter to.

A great video to recap if you need it:

<https://www.youtube.com/watch?v=IzRt9B04CMg>

USE:

<https://www.topmarks.co.uk/time/teaching-clock>

This is a great interactive clock that you can control by clicking on the minutes. Please only use the analogue clock.

Start by showing o'clock times and get children to read times. When confident move on to half past times. Then move onto quarter past and finally quarter to the hour. When children are confident with all of these times see if children can recall times in a random order.

EG 6 o'clock

Quarter to 9

Half past 7

Quarter past 12 etc.

We have attached 3 sheets: Please choose the appropriate sheet for where your child is at:

Task one- O clock and half past.

Task one- O clock, half past and quarter past.

Task one- O clock, half past, quarter past and quarter to.

Task two: Recap on o'clock, half past, quarter past and quarter to.

Recap of telling the time to 15 minute intervals using:

<https://www.topmarks.co.uk/time/teaching-clock>

Start by showing o'clock times on interactive clock and get children to read times. When confident move on to half past times. Then move onto quarter past and finally quarter to the hour. When children are confident with all of these times see if children can recall times in a random order.

EG 9 o'clock


Quarter to 9

Half past 7

Quarter past 12 etc.

Do a mixture of getting child to show you the times and to read the clock.

Play the board game attached.



Task three: Recap on o'clock, half past, quarter past and quarter to.

5 minute intervals

USE:

<https://www.topmarks.co.uk/time/teaching-clock>

Keep practising those 15 minute intervals.

Start by showing o'clock times and get children to read times. When confident move on to half past times. Then move onto quarter past and finally quarter to the hour. When children are confident with all of these times see if children can recall times in a random order.

EG 9 o'clock

Quarter to 4

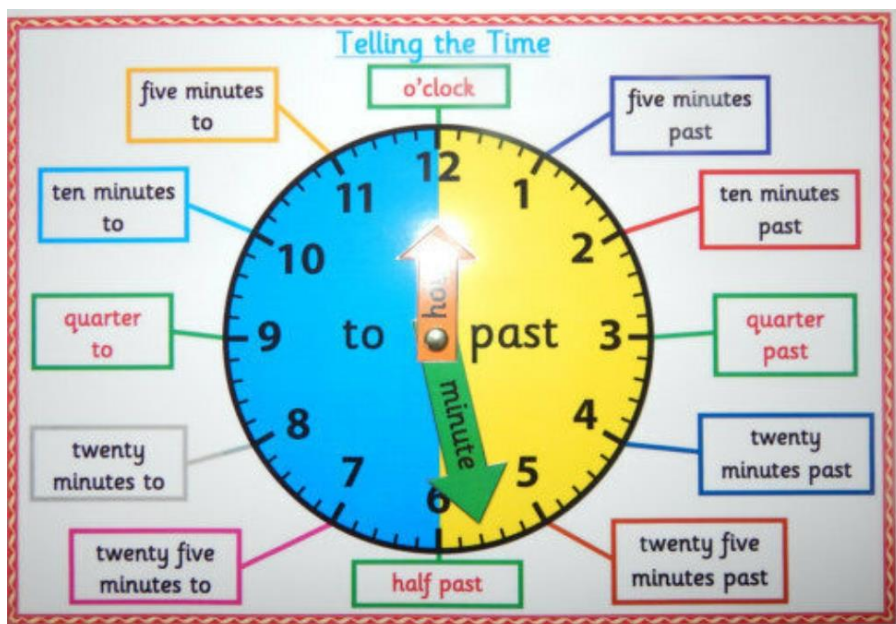
Half past 2

Quarter past 3 etc.

Play: LEVEL ONE ONLY!

<http://www.ictgames.com/mobilePage/hickoryDickory/>

When your child is confident with 15 minute intervals move onto 5 minute intervals. Please do not worry if your child is not ready for 5 minute intervals.



When confident have a go at the sheet attached! **Task three- 5 minute intervals.**

Task four: Recap on o'clock, half past, quarter past and quarter to.

5 minute intervals

Have a go at the sheets attached:

Task four- o' clock, half past, quarter past and quarter to.

We have also attached a separate sheet if your child needs more practise with quarter past and quarter to times:

Task four- quarter past and quarter to.

5 minute intervals

Play: <http://www.ictgames.com/mobilePage/hickoryDickory/> **LEVEL TWO**

Task five: Problem solving with time. Choose some problems and solve in your workbook.



Circle the longest time.

1 hour	40 minutes	Half an hour
55 minutes	Three quarters of an hour	35 minutes

Can you order the times from longest to shortest?

The train to Blackpool leaves at quarter past and quarter to every hour.

Make a list of the times of the trains Oliver can catch if he gets to the train station between 2 o'clock and half past 4





Who is telling the time correctly?



The time is half past 6

Dora

The time is half past 3



Amir



The time is half past 2

Alex

Can you spot the mistakes they've made?

Arithmetic:

Have a go at these number sentences in your workbook. You may need to draw your jottings to help you with some of these.

MONDAY

$16+10=$	$9+8=$
$29-9=$	$36-6-5=$
$\underline{\hspace{1cm}}+7=20$	$5\times 7=$
$100-60=$	$\frac{1}{2} \text{ of } 40=$

TUESDAY

$\underline{\hspace{1cm}}\div 5=20$	$67-25=$
$10\times 3=$	$30\div 10=$
$10=3+\underline{\hspace{1cm}}$	$26+34=$
$2\times 12=$	$15\div 3=$

WEDNESDAY

$24\div 2=$	$53+19=$
$41-26=$	$\underline{\hspace{1cm}}+\underline{\hspace{1cm}}=24$
$7\times 5=$	$\underline{\hspace{1cm}}+\underline{\hspace{1cm}}+5=10$
$56-20=$	$100-20-30=$

THURSDAY

$18+18=$	$\frac{3}{4}$ of 20=
$12 \times 2=$	$\underline{\quad} + \underline{\quad} = 52$
$15+8+5=$	Double 16=
$67-45=$	$31 + \underline{\quad} = 50$

FRIDAY

$100=60 + \underline{\quad}$	$54-10-20=$
$10 \times 10=$	$30 + \underline{\quad} = 80$
$36+48=$	$\frac{1}{2}$ of 50=
Double 14=	$40=20 + \underline{\quad}$

RE:

This week you will be learning about the story of Noah and the Ark. A separate document is attached.

Topic:

We will be setting you optional topic based learning until we go back to school. The topics will be the same for each year group so that children within the same family can work as a team and learn together if they would like to. How much you do together is your choice; it could be you complete the whole project together, with children taking on different roles or that they share smaller tasks together and then decide to present their learning separately in different formats.

This week we would like children find out about Animals in Art. There is a more detailed explanation of how to go about this aspect of learning attached.

VE DAY:

On Friday 8th May it will mark the 75th anniversary of VE day. We have attached a powerpoint if you want to learn a little bit more about it.

Enjoy ☺